



The BU Terrier Card is the official ID card for students and staff. It is used for building access, borrowing privileges at BU libraries, and purchasing at various on-campus dining facilities and the Barnes & Noble at 910 Commonwealth Ave.

The Terrier Card identifies each student as a member of the BUA community, and should be brought to school each day as it is also needed to access the building's swipe-card security system. New students will receive a card at no cost; beyond that a \$40 fee will be charged in order to issue a replacement card. For security reasons, students should notify the BUA front desk immediately if they believe they have lost or misplaced their Terrier Card.



Terrier Card FAQs

Q. When will new students receive their Terrier Cards?

A. Cards will be issued during BUA Orientation and on the first day of school.

Q. Can I punch a hole in the card for safe keeping on a keyring?

A. No, punching a hole will damage the card and may make it inoperable. A \$40 fee will be assessed for the replacement of an altered card.

Q. How can students make purchases with their Terrier Card?

A. Students must purchase Convenience Points in order to use their Terrier Card like a bank debit card.

Q. How can I add Convenience Points to my child's Terrier Card?

A. Families can purchase Convenience Points through their Smart Tuition account by clicking on 'Purchase Optional Items' from the main navigation menu. Please allow 2-3 business days for the funds to be transferred to the student's Terrier Card and available for use.

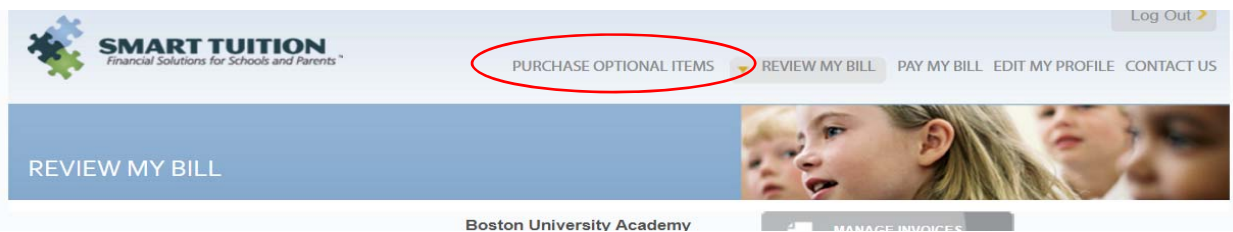
Q. How can I view the balance or spending history of my child's Convenience Points?

A. Convenience Points balances are visible through the Terrier Card Center via Student Link or <http://laundry-web.bu.edu>. Please be aware that a student's BU Kerberos credentials are needed to access the site.

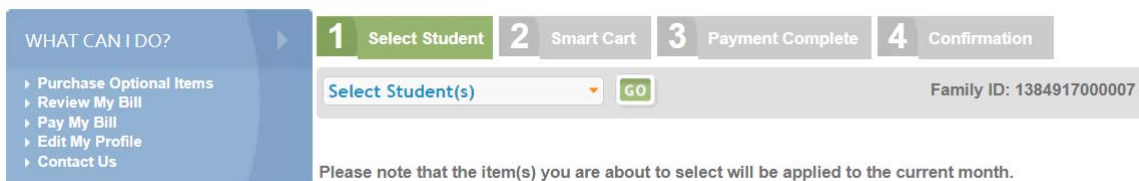
Q. What if my child needs a replacement Terrier Card?

A. Students should notify the front desk immediately if they need a replacement Terrier Card as it is used to access the BUA building's swipe-card security system. Families will also need to pay the \$40 Convenience Points Replacement Fee through their Smart Tuition account. Any unused Convenience Points will be transferred to the replacement card thus automatically invalidating the old card.

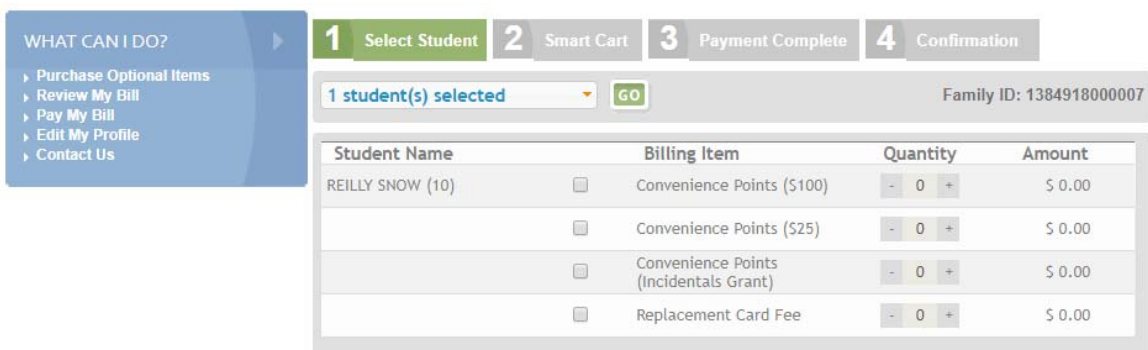
Instructions for Purchasing Convenience Points via SMART Tuition



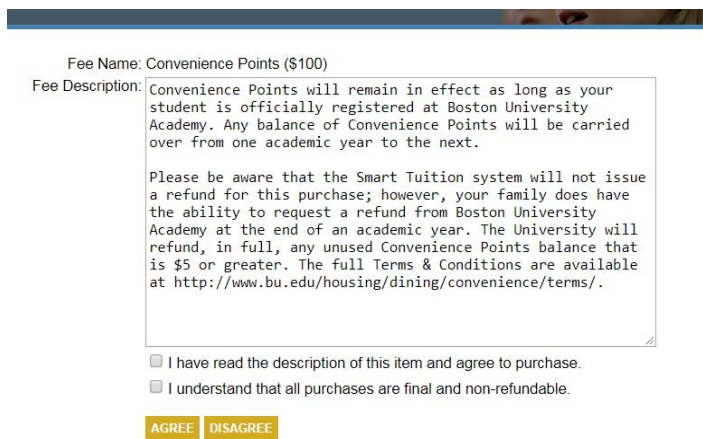
- 1) Log into your family's SMART Tuition account. Select 'Purchase Optional items' from the top navigation bar.
- 2) Select the student(s) name from the dropdown list. Click 'Go'.



- 3) Choose the item(s) you will like to purchase. Click 'Save'.



- 4) Review the transaction and the agreement page. Click on 'AGREE' to process the transaction and to view your confirmation.



It may take 2-3 business days from the date of purchase for Convenience Points payments to be applied to a student's Terrier Card. Students can check their Terrier Card balance through the Terrier Card Center via Student Link or <http://laundry-web.bu.edu>. Please be aware that a student's BU Kerberos credentials are needed to access the site.

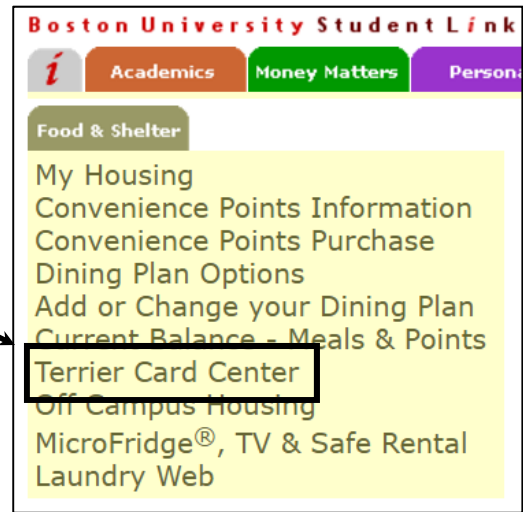
- 5) Families wishing to access incidental grant funds for the purchase of Convenience Points should select Convenience Points (Incidentals Grant) from the "Billing Item" list and "Mail-in Payment Information" as the payment method. An offsetting credit will be applied to your account once the BUA Business Office has verified that you have the necessary funds remaining.

Instructions for Viewing Convenience Points Spending History & Balance

1. Go to <http://laundry-web.bu.edu/>

Kerberos account credentials needed

The Terrier Card Center is also accessible through BU Student Link



2. The balance on the card is visible in the *My Plans* section in the middle of the page.
Use the buttons in the Terrier Card Center to 'Report Lost/Found Card' or to 'View Spending History'

